

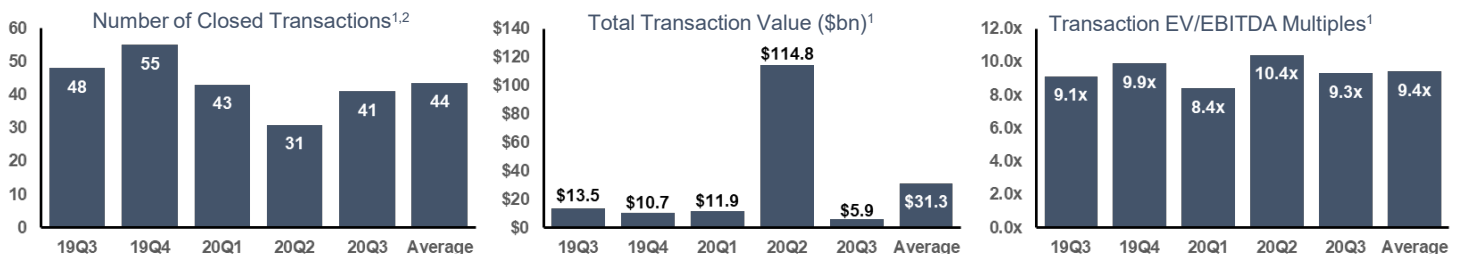
Industry Insights: Q3 2020

Chemicals

Table of Contents

Quarterly Performance.....	1
Transaction Activity.....	4
Transaction Multiples.....	5
Public Company Comparable Analysis.....	6
Active Buyers.....	7
Precedent Transactions Analysis.....	8

Quarterly Performance



Financial sponsors are slowly reversing their “wait-and-see” position as corporates continue to resolve COVID-related operational issues, with recovery appearing to be on the way.

During the third quarter of 2020, there were 41 M&A transactions within the chemicals industry that closed, up 32% compared to the second quarter of 2020 (31). Commodity chemicals led in terms of transaction volume (25), transacting at an average EV/EBITDA multiple of 10.5x. Looking at the LTM performance of the chemicals industry relative to the S&P 500, each sector underperformed the S&P 500 which returned 14%, with commodity chemicals hit the hardest, down roughly 6%.

Global trade disputes and tightening environmental regulations continue to challenge the chemical industry. Market outlook differs significantly between subsectors. Agricultural chemicals, plastics and plastic additives have been less impacted due to their necessity, while CASE has profited from cheaper feedstock. These differences also account for the valuation gap between subsectors. Specialties and CASE are in high demand while basic chemicals are being discontinued with the valuation gap expected to widen as the industry moves further in the cycle. From an M&A perspective, expect activity to increase in agricultural chemicals, plastics processing and paints and coatings, all of which have a high probability of consolidation or takeover. Some subsectors, such as paints and coatings, have decreased profitability and continue to increase debts, with COVID-19 the catalyst for consolidation.

Going forward strategic and financial buyers alike should aggressively pursue opportunities to increase their exposure to non-durable end-use segments, which have fared the best during COVID-19 and expected to grow the fastest thereafter. Subsectors to consider include fertilizers, cosmetics, health supplements and nutrition, soaps, detergents and household chemicals, perfumes and flavors.

The market witnessed two billion-dollar transactions in the third quarter of 2020: the acquisition of Jiangsu Helen Chemical Co., Ltd by Jiangsu Sanfangxiang Industry Co., Ltd (SHSE:600370) for \$1.67 billion and the acquisition of the Color and Additive Masterbatches Business of Clariant AG (SWX:CLN) by Avient Corporation (NYSE:AVNT) for \$1.48 billion. Additionally, a few notable transactions were announced: the acquisition of a Stake in 11 Companies by Nippon Paint Holdings Co., Ltd. (TSE:4612) for \$12.1 billion and the acquisition of the Resins & Functional Materials Business of Koninklijke DSM N.V. (ENXTAM:DSM) by Covestro AG (XTRA:1COV) for \$1.8 billion.

Despite unclear guidance with regards to PPP loan forgiveness, deal activity appears to be recovering. Financial buyers are reversing their “wait-and-see” position, shifting from platforms to add-ons, with the latter increasing as a proportion of financial sponsor transactions due to lower risk and ease of financing. While some corporate buyers crafted M&A strategies around opportunistic and distressed acquisitions in the second quarter, most were in survival mode.

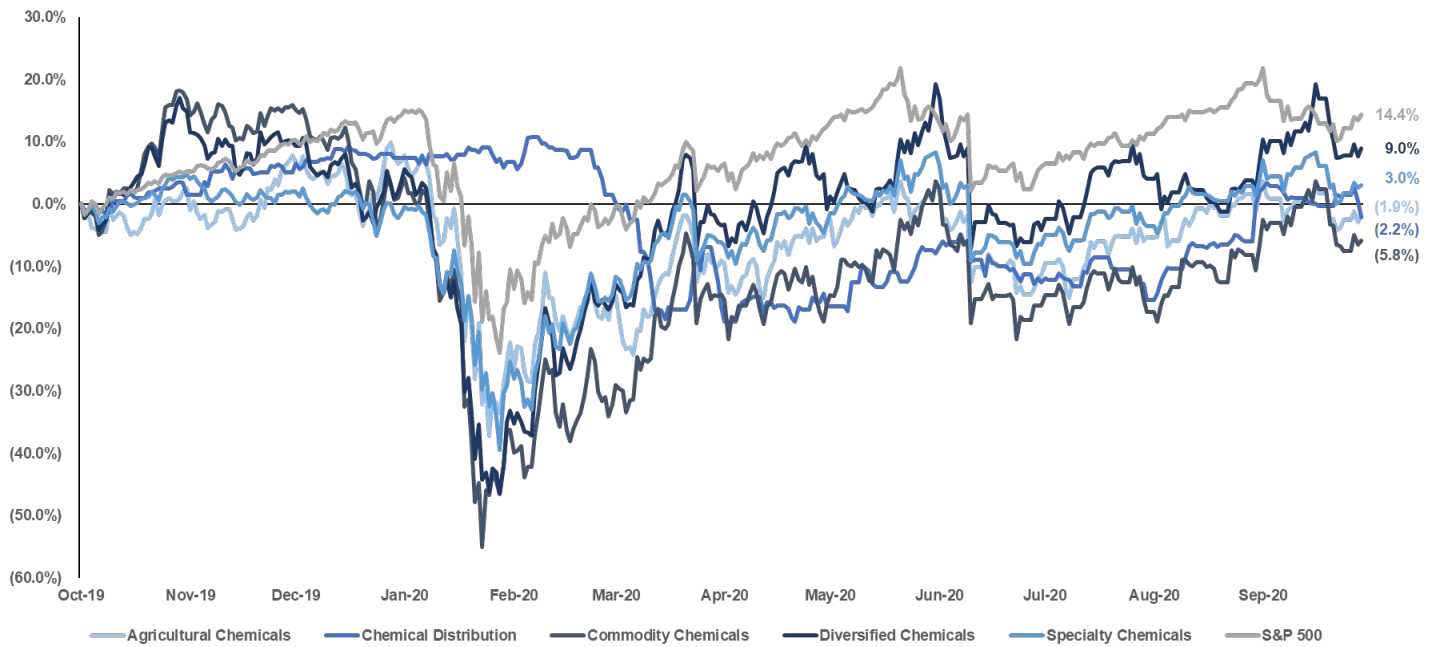
As corporate buyers continue to resolve any COVID-related operational issues strategic M&A picked-up, primarily due to corporate carve-out transactions. Strategic buyers like BASF have continually divested businesses with decreased differentiation potential, divesting ~\$31 billion in sales since 2010, while only acquiring ~10 billion in sales over the same period. Acquisition criteria for strategic buyers is becoming more and more specific and niche as strategics continue to refocus their portfolio towards innovative growth businesses and high-margin specialty products.

M&A activity will continue to recover for the remainder of the year as both strategic and financial buyers continue to leverage M&A for resilience and growth.

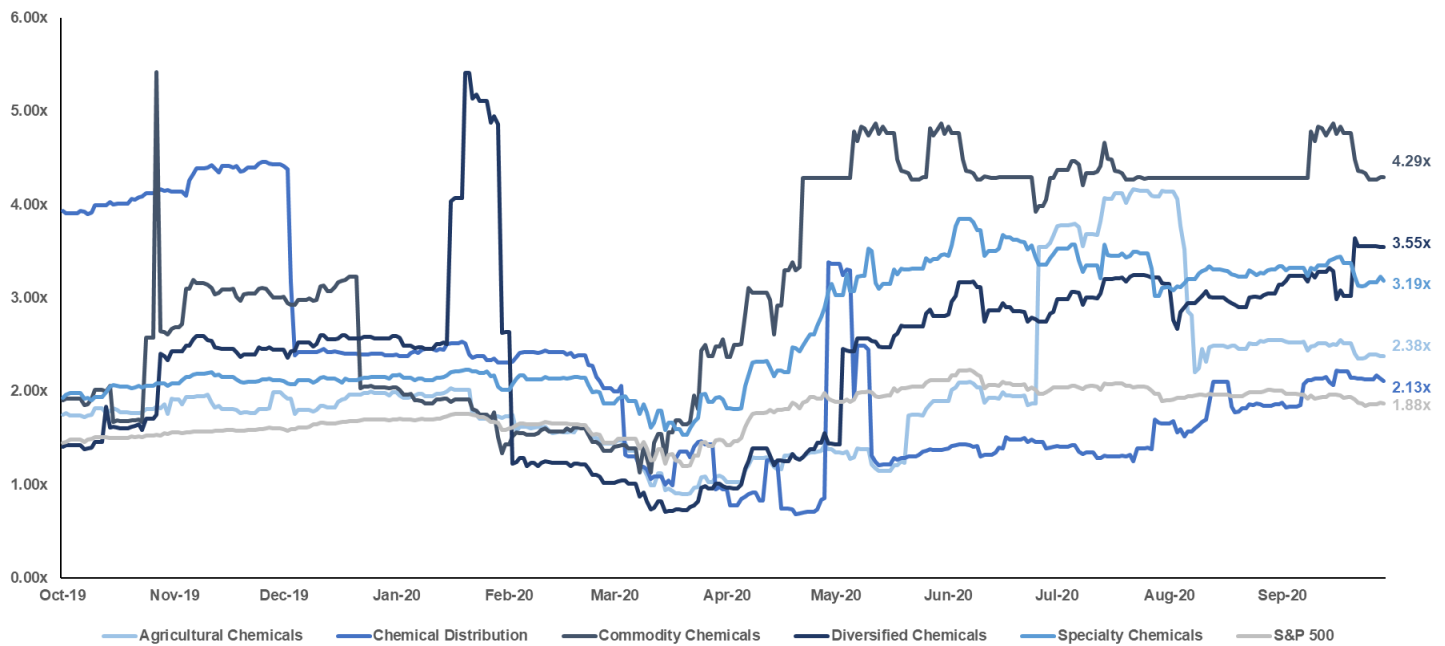
¹ Source(s): BASF, EY-Parthenon, ICIS, McKinsey, Pitchbook, S&P Capital IQ
² Number of closed transactions only include transactions with disclosed transaction values.

Industry Performance

Stock Price Performance
LTM Relative Stock Performance¹



PEG Ratio
LTM PEG Ratio^{1,3}

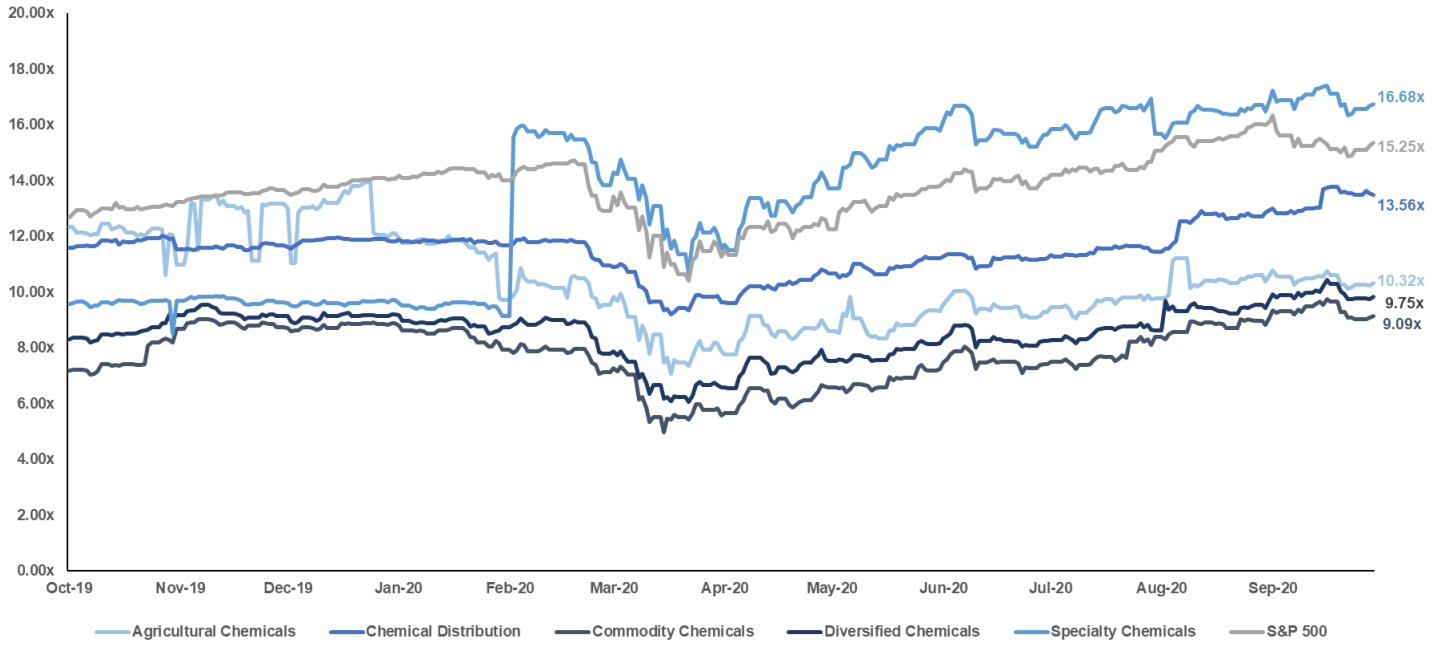


¹ Source(s): S&P Capital IQ, Pitchbook

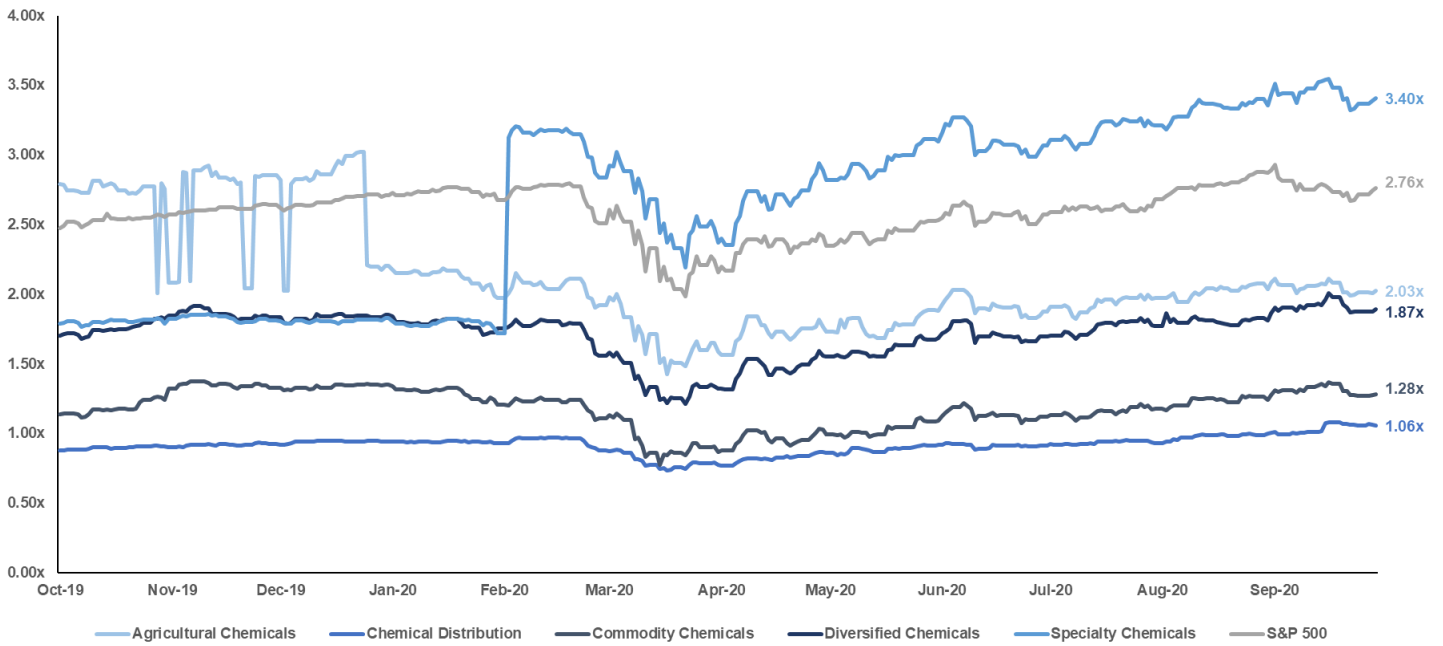
³ PEG = industry P/E ratio divided by the industry LT Growth (%) estimate.

Industry Multiples

EV/EBITDA
LTM EV/EBITDA Multiples¹



EV/Revenue
LTM EV/Revenue Multiples¹

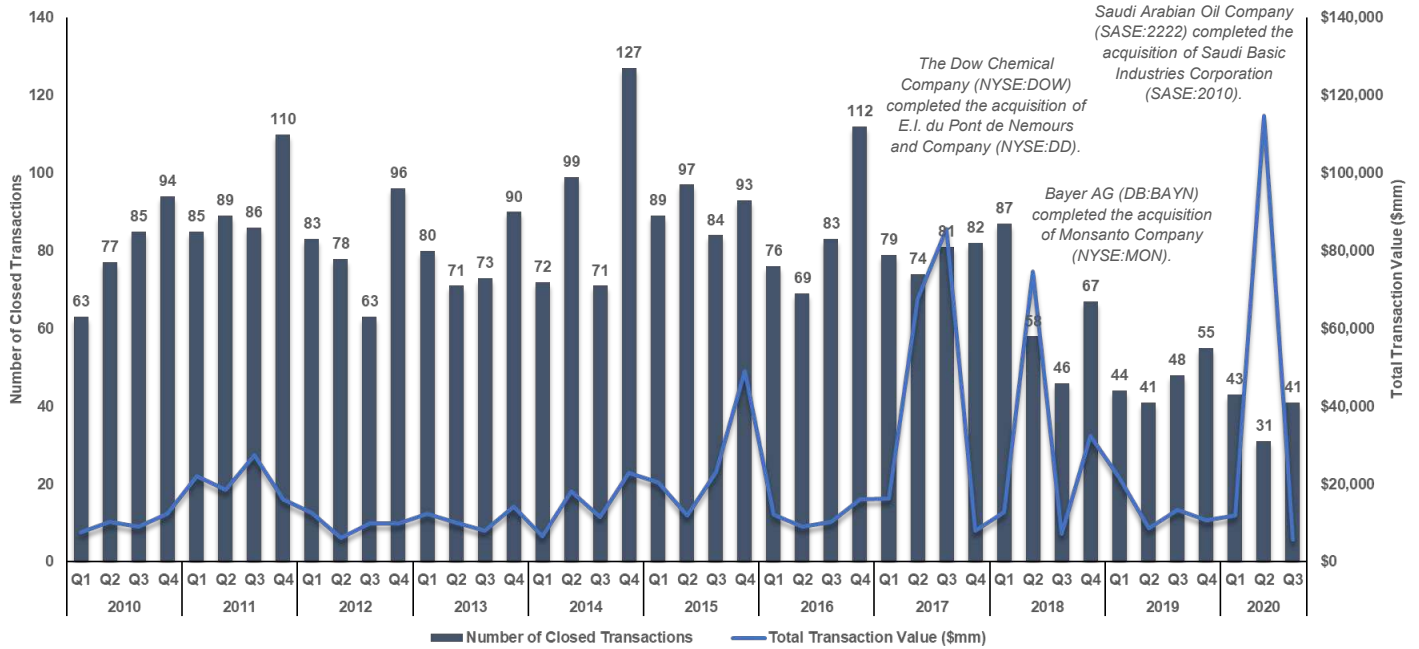


¹ Source(s): S&P Capital IQ, Pitchbook

Transaction Activity

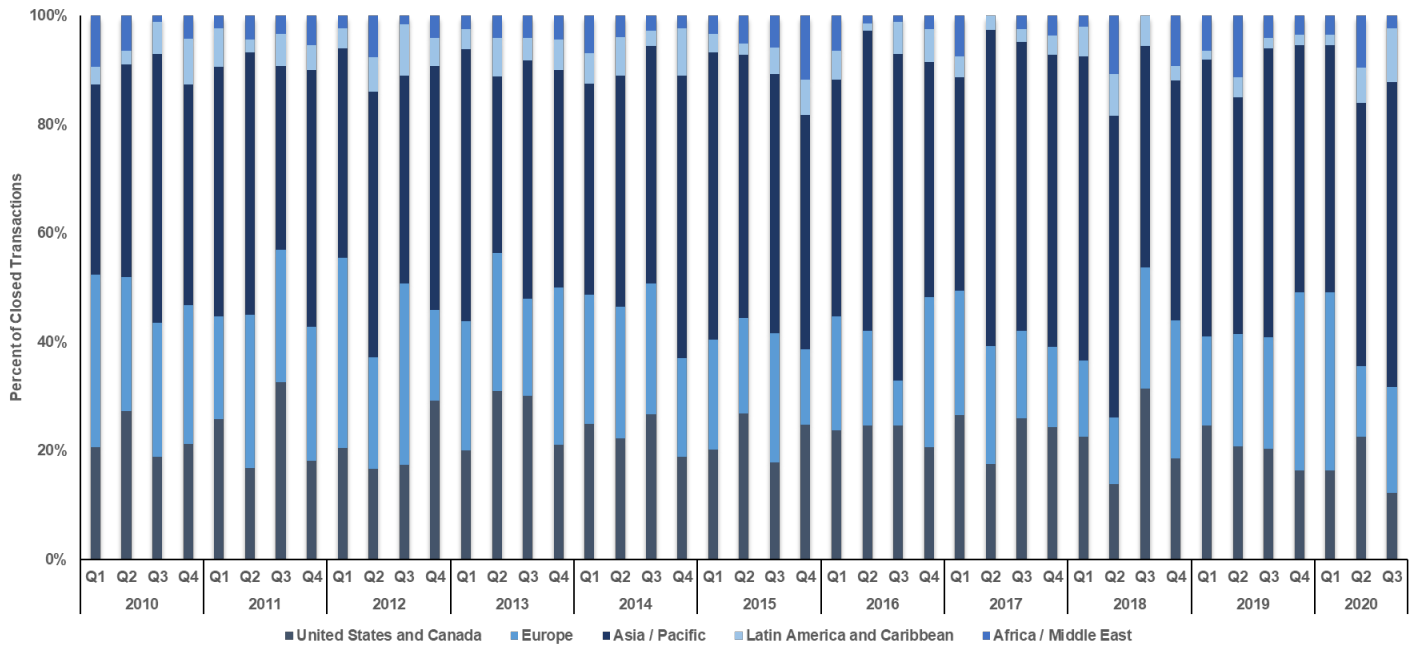
Transaction Volume

Number of Closed Transactions^{1,2}



Transaction Activity by Geographic Region

Number of Closed Transaction by Geographic Region¹



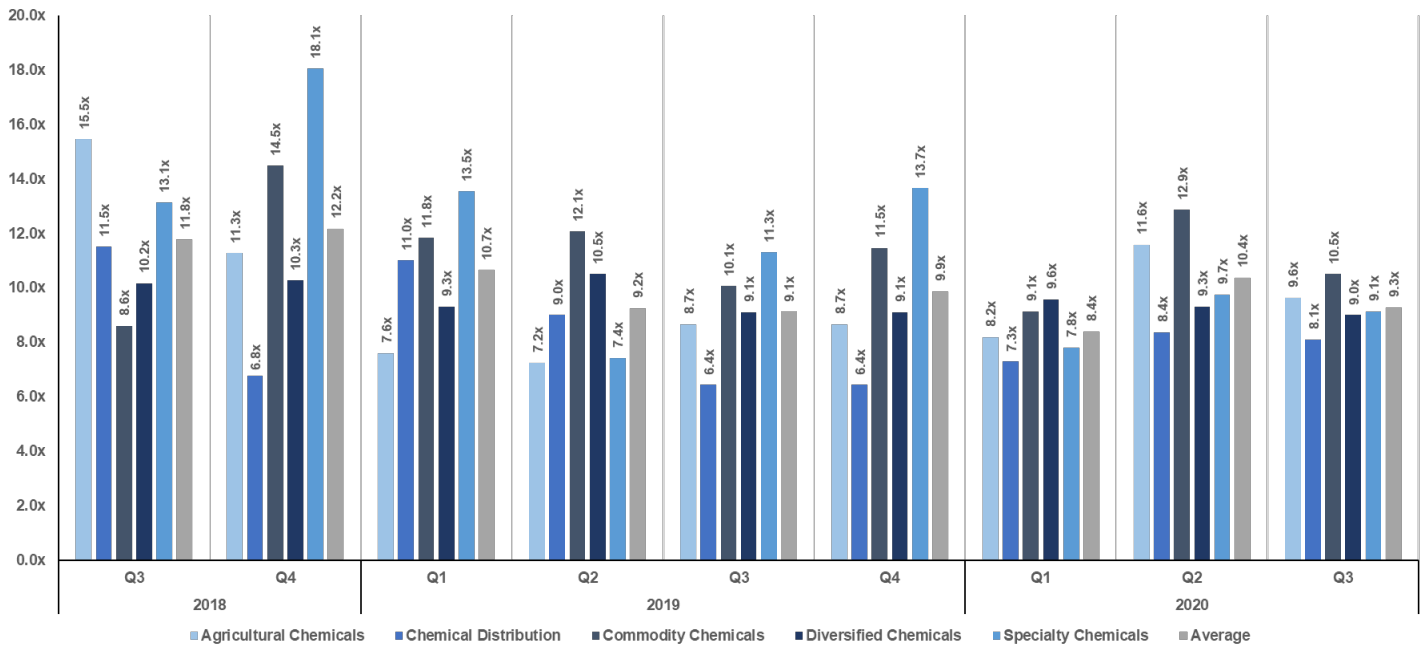
1 Source(s): S&P Capital IQ, Pitchbook

2 Number of closed transactions only include transactions with disclosed transaction values.

Transaction Multiples

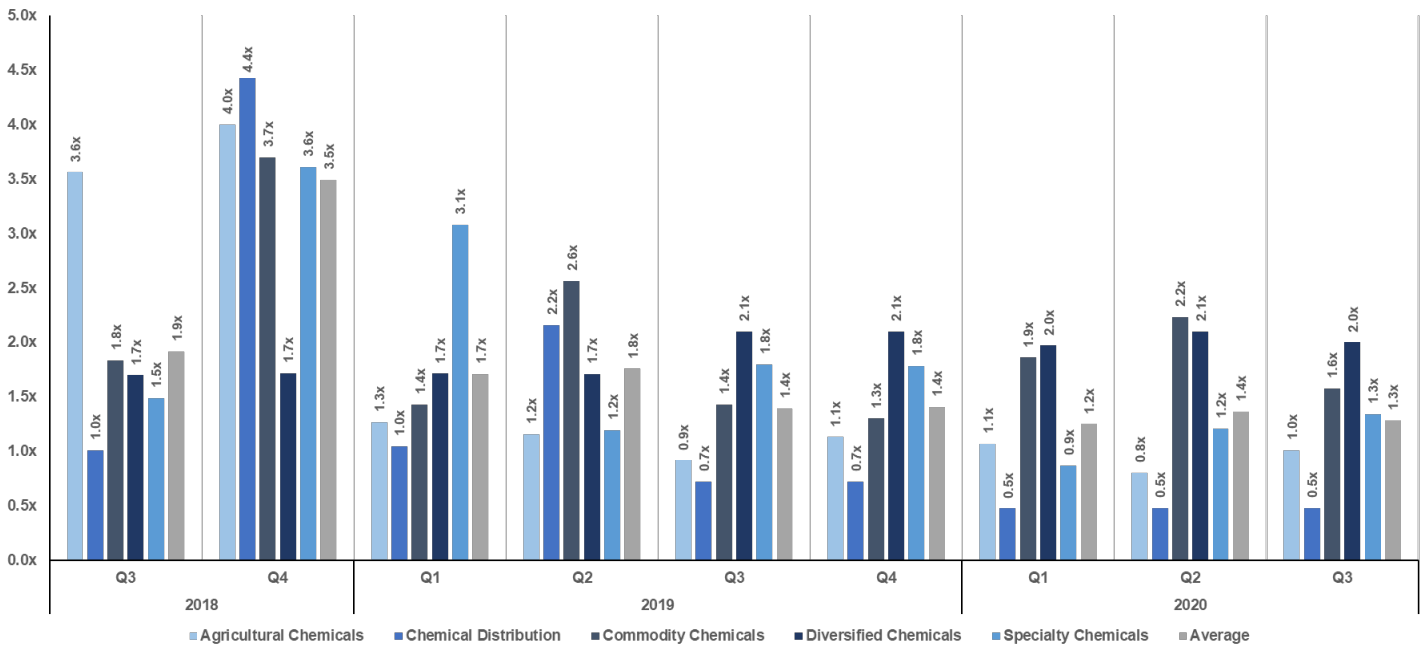
Transaction EV/EBITDA Multiples

Transaction EV/EBITDA Multiples¹



Transaction EV/Revenue Multiples

Transaction EV/Revenue Multiples¹



1 Source(s): S&P Capital IQ, Pitchbook

Public Company Comparable Analysis

Agricultural Chemicals

Public Company Comparable Analysis – Agricultural Chemicals (\$mm)¹

Company	Market Capitalization ⁴	Enterprise Value	LTM REVENUE	LTM EBITDA	NTM EBITDA	LTM EV/EBITDA	NTM EV/EBITDA
American Vanguard Corporation (NYSE:AVD)	\$397	\$558	\$456	\$48	\$53	11.6x	10.6x
CF Industries Holdings, Inc. (NYSE:CF)	6,568	12,950	4,262	1,668	1,396	7.8x	9.3x
Corteva, Inc. (NYSE:CTVA)	21,566	21,568	14,041	2,168	2,149	9.9x	10.0x
FMC Corporation (NYSE:FMC)	13,722	17,125	4,617	1,237	1,356	13.8x	12.6x
Sociedad Química y Minera de Chile S.A. (NYSE:SQM)	8,533	9,470	1,796	585	699	16.2x	13.5x
The Mosaic Company (NYSE:MOS)	6,926	11,414	8,673	1,085	1,563	10.5x	7.3x
Summary Statistics							
Mean	\$9,619	\$12,181	\$5,641	\$1,132	\$1,203	11.6x	10.6x
Adj. Mean ⁵	8,937	12,740	4,837	1,144	1,254	11.5x	10.6x
Median	7,729	12,182	4,439	1,161	1,376	11.0x	10.3x

Chemical Distribution

Public Company Comparable Analysis – Chemical Distribution (\$mm)¹

Company	Market Capitalization ⁴	Enterprise Value	LTM REVENUE	LTM EBITDA	NTM EBITDA	LTM EV/EBITDA	NTM EV/EBITDA
Brenntag AG (XTRA:BNR)	\$8,389	\$10,418	\$12,409	\$889	\$1,033	11.7x	10.1x
IMCD N.V. (ENXTAM:IMCD)	5,778	6,546	2,717	233	286	28.1x	22.9x
ITOCHU Corporation (TSE:8001)	3,995,148	8,204,102	10,644,491	791,696	800,294	10.4x	10.3x
Mitsubishi Corporation (TSE:8058)	3,707,436	10,340,055	13,505,857	480,579	685,850	21.5x	15.1x
Sumitomo Corporation (TSE:8053)	1,572,565	4,748,262	5,022,408	246,576	239,942	19.3x	19.8x
Univar Solutions Inc. (NYSE:UNVR)	2,854	5,454	8,763	579	639	9.4x	8.5x
Summary Statistics							
Mean	\$1,548,695	\$3,885,806	\$4,866,107	\$253,425	\$288,007	16.7x	14.4x
Adj. Mean ⁵	1,323,542	3,242,332	3,922,018	182,156	231,866	15.7x	13.8x
Median	790,477	2,379,340	2,517,408	123,732	120,487	15.5x	12.7x

Commodity Chemicals

Public Company Comparable Analysis – Commodity Chemicals (\$mm)¹

Company	Market Capitalization ⁴	Enterprise Value	LTM REVENUE	LTM EBITDA	NTM EBITDA	LTM EV/EBITDA	NTM EV/EBITDA
Braskem S.A. (BOVESPA:BRKM5)	\$16,466	\$65,510	\$49,821	\$1,063	\$8,287	NM	7.9x
Dow Inc. (NYSE:DOW)	34,870	51,528	38,040	5,592	5,476	9.2x	9.4x
LyondellBasell Industries N.V. (NYSE:LYB)	23,532	36,716	29,941	3,968	4,334	9.3x	8.5x
Orbia Advance Corporation, S.A.B. de C.V. (BMV:ORBIA *)	78,131	182,537	6,421	1,223	1,225	149.2x	149.1x
Olin Corporation (NYSE:OLN)	1,954	6,169	5,630	572	692	10.8x	8.9x
Westlake Chemical Corporation (NYSE:WLK)	8,072	11,710	7,590	1,207	1,265	9.7x	9.3x
Summary Statistics							
Mean	\$27,171	\$59,028	\$22,907	\$2,271	\$3,546	37.6x	32.2x
Adj. Mean ⁵	20,735	41,366	20,498	1,865	3,075	9.9x	9.0x
Median	19,999	44,122	18,766	1,215	2,800	9.7x	9.1x

Diversified Chemicals

Public Company Comparable Analysis – Diversified Chemicals (\$mm)¹

Company	Market Capitalization ⁴	Enterprise Value	LTM REVENUE	LTM EBITDA	NTM EBITDA	LTM EV/EBITDA	NTM EV/EBITDA
Arkema S.A. (ENXTPA:AKE)	\$6,920	\$8,105	\$8,259	\$1,168	\$1,246	6.9x	6.5x
BASF SE (XTRA:BAS)	47,743	69,032	58,675	6,436	7,436	10.7x	9.3x
Eastman Chemical Company (NYSE:EMN)	10,570	16,246	8,695	1,671	1,803	9.7x	9.0x
Huntsman Corporation (NYSE:HUN)	4,900	6,412	6,184	465	686	13.8x	9.4x
Solvay SA (ENXTBR:SOLB)	7,597	10,550	10,514	1,923	1,957	5.5x	5.4x
The Chemours Company (NYSE:CC)	3,434	7,041	5,140	278	889	25.3x	7.9x
Summary Statistics							
Mean	\$13,527	\$19,564	\$16,245	\$1,990	\$2,336	12.0x	7.9x
Adj. Mean ⁵	7,496	10,485	8,413	1,307	1,474	10.3x	8.2x
Median	7,258	9,327	8,477	1,420	1,525	10.2x	8.5x

Specialty Chemicals

Public Company Comparable Analysis – Specialty Chemicals (\$mm)¹

Company	Market Capitalization ⁴	Enterprise Value	LTM REVENUE	LTM EBITDA	NTM EBITDA	LTM EV/EBITDA	NTM EV/EBITDA
Akzo Nobel N.V. (ENXTAM:AKZA)	\$16,703	\$18,594	\$8,563	\$1,175	\$1,447	15.8x	12.9x
Clariant AG (SWX:CLN)	5,981	7,514	4,115	473	680	15.9x	11.0x
DuPont de Nemours, Inc. (NYSE:DD)	40,713	57,294	20,679	5,043	4,872	11.4x	11.8x
Ferro Corporation (NYSE:FOE)	1,020	1,842	951	123	160	14.9x	11.5x
H.B. Fuller Company (NYSE:FUL)	2,368	4,227	2,752	362	438	11.7x	9.6x
RPM International Inc. (NYSE:RPM)	10,767	13,353	5,641	803	883	16.6x	15.1x
Summary Statistics							
Mean	\$12,925	\$17,137	\$7,117	\$1,330	\$1,413	14.4x	12.0x
Adj. Mean ⁵	8,955	10,922	5,268	703	862	14.6x	11.8x
Median	8,374	10,434	4,878	638	782	15.4x	11.6x

1 Source(s): S&P Capital IQ, Pitchbook
 4 Market Capitalization as of 09/30/20
 5 Adj. mean excludes high and low values.

Active Industry Buyers

Strategic Buyers

Active Strategic Buyers - Chemicals¹

Acquiring Company	Announced	Closed	Target
Stepan Company	Jul-20	Sep-20	Anionic Surfactant Business of Clariant (Mexico) S.A. de C.V.
	Mar-20	Mar-20	NatSurFact Business of Logos Technologies LLC
Sun Chemical Corporation	Sep-20	Sep-20	Seller Ink Industria e Comércio de Tintas e Vernizes Ltda.
	Jun-20	Jul-20	Sensient Imaging Technologies S.A.
	Jul-18	Jul-18	High-Purity Oxides Business of Cathay Industries
	Mar-18	Mar-18	Metal Deco Ink Business of PPG Industries, Inc.
Akzo Nobel N.V.	Sep-20	Sep-20	Performance Powder Coatings Activities of Stahl Holdings B.V.
	Dec-19	Apr-20	Mauvilac Industries Ltd
	Mar-20	Mar-20	Akzo Nobel Boya Sanayi Ve Ticaret Anonim Sirketi
Gow an Crop Protection Limited	Nov-18	Nov-18	Colourland Paints Sdn Bhd/Colourland Paint (Marketing) Sdn.Bhd.
	Sep-20	Sep-20	Spirodiclofen of Bayer Aktiengesellschaft
Borealis AG	Sep-18	May-19	Cross Link Consultoria e Comércio Ltda
	Oct-18	Aug-20	DYM Solution Co. Ltd.
Bostik SA	Jan-20	Apr-20	Bayport Polymers LLC
	Jul-20	Aug-20	Fixatti AG
HEXPOL AB	Jul-19	Oct-19	Prochimir S.A.S
	Aug-20	Aug-20	MESGO S.p.A.
BASF SE	Jul-19	Jul-19	Preferred Compounding Corporation
	Aug-20	Aug-20	Sinopec Shanghai Petrochemical Company Limited
Avient Corporation	Sep-17	Jan-20	Polyamide Business of Solvay SA
	Dec-19	Jul-20	Color and Additive Masterbatches Business of Clariant
Henkel AG & Co. KGaA	Jan-19	Jan-19	Fiber-Line Inc.
	Aug-20	Pending	Consumer Sealants Business of Momentive Performance Materials Inc.
	May-19	May-19	Molecule Corp.

Financial Buyers

Active Financial Buyers - Chemicals¹

Acquiring Company	Announced	Closed	Target
SK Capital Partners	Aug-20	Pending	Venator Materials PLC
	Jul-20	Pending	NuCera Solutions
	Jul-20	Jul-20	Techmer PM, LLC
	Aug-19	Oct-19	GEON Performance Solutions
Akoya Capital, LLC	Jul-20	Pending	Donnelly Custom Manufacturing Company
	Apr-19	Apr-19	TTG, Inc.
Meridian Adhesives Group LLC	Jul-20	Jul-20	E-Chem, LLC
	Aug-19	Aug-19	Epoxies, Etc.
	Jul-19	Jul-19	PolyCom Industries, LLC/Eco Dispersions, LLC
Maroon Group, LLC	Sep-18	Sep-18	W.F. Taylor, LLC
	Jul-20	Jul-20	Holland Chemicals
Solenis International LLC (Clayton, Dubilier & Rice, LLC)	May-18	May-18	J. Tech Sales, L.L.C.
	Mar-20	Jun-20	Paper Business of ChemSystems Pty Ltd
Pexco LLC (AUA Investors LP)	May-18	Jan-19	Paper and water chemicals business of BASF SE
	Jun-20	Jun-20	Exlon Extrusion, Inc.
	Jan-20	Jan-20	NDM Marking Systems, Inc.
Tank Holdings Corp. (Olympus Partners)	Aug-19	Aug-19	HPE Extrusion Solutions
	Aug-19	Aug-19	American Extruded Plastics, Inc./American Injection Molding, Inc.
Marco Group International, Inc. (The CapStreet Group, LLC)	Apr-20	Apr-20	Meese, Inc.
	Feb-20	Jan-20	Canadian Plant Location of Acrylon Plastics Inc.
Gabriel Performance Products (Audax Management Company)	Mar-20	Mar-20	Abrasive Products & Equipment, LLC
	Feb-19	Feb-20	Global Plastics LP
Gabriel Performance Products (Audax Management Company)	Jan-20	Jan-20	Deltech Resin (Remainder of Select Portfolio of Alkyd Resins)
	Oct-19	Oct-19	Deltech Resin (Select Portfolio of Alkyd Resins)



¹ Source(s): S&P Capital IQ, Pitchbook

Precedent Transactions Analysis

Transaction Activity

Recently Closed Transaction - Chemicals¹

Date Closed	Target	Target Description	Acquiring Company	Transaction Value	LTM EV/Revenue	LTM EV/EBITDA
Announced	Nitta Gelatin Inc. (Adhesive Manufacturing Business)	Comprises adhesive manufacturing assets located in Japan	Bostik-Nitta Co.,Ltd.	\$6	N/A	N/A
Announced	Vietnam Fumigation Joint Stock Company	Processes, packages, and distributes agrochemical products	The PAN Group Joint Stock Company	25	1.0x	9.6x
Announced	Rimoni Industries Ltd.	Designs and manufactures precise injection molds	First Israel Mezzanine Investors Ltd.	44	2.6x	9.0x
Announced	Tredegar Corporation (Personal Care Films Business)	Comprises polyethylene (PE) plastic and polyester film manufacturing operations	Fitesa S.A.	45	0.3x	N/A
Announced	Chongqing Minfeng Chemical Co., Ltd.	Manufactures chromium salt and chemicals	Hubei Zhenhua Chemical Co.,Ltd.	75	0.4x	N/A
Announced	Venator Materials PLC	Manufactures and markets chemical products	SK Capital Partners	100	0.5x	7.3x
Announced	Anhui Jiangnan Chemical Industry Co., Ltd.	Researches, produces, and sells explosives	North Special Energy Group Co., Ltd	186	3.4x	9.7x
Announced	Momentive Performance Materials (Consumer Sealants Business)	Comprises sealant manufacturing assets located in the United States	Henkel AG & Co. KGaA	204	1.8x	N/A
Announced	Porocel Corporation	Manufactures activated alumina, inert bed supports, and specialty adsorbents	Evonik Industries AG	210	2.1x	9.1x
Announced	LANXESS Aktiengesellschaft (Leather Chemicals Business)	Comprises organic leather chemical manufacturing assets located in Germany	TFL Ledertechnik GmbH	231	N/A	N/A
Announced	Hexion PSR	Produces phenolic specialty resins, compounds and merchant formaldehyde	InvestIndustrial; Black Diamond Capital Management	425	N/A	N/A
Announced	Chr. Hansen Holding A/S (Natural Colors Business)	Comprises food color manufacturing assets located in Denmark	EQT Partners AB	929	N/A	N/A
Announced	Koninklijke DSM N.V. (Resins and Functional Materials Business)	Comprises resin manufacturing assets located in the Netherlands	Covestro AG	1,891	1.5x	11.7x
Announced	Stake in 11 Companies	The Stake in 11 Companies represents the combined operations of Neave Limited, NIPPON PAINT (India) Company Limited, Nippon Paint (Malaysia) Sdn Bhd, Nippon Paint (Sabah) Sdn. Bhd., Nippon Paint (Thailand) Co., Ltd., Nippon Paint Coating (Taiwan) Co., Ltd., Nippon Paint Singapore Co. Pte Ltd, Nipsea Chemical Korea Co., Ltd., Nipsea Pte. Ltd., Nipsea Technologies Pte Ltd, and Paint Marketing Company (M) Sdn. Bhd. comprising paint manufacturing assets located in India, Thailand, Malaysia, Taiwan, Hong Kong and Singapore	Nippon Paint Holdings Co., Ltd.	12,136	N/A	N/A
Announced	Samsung Corning Advanced Glass (Ceramic Target Business)	Comprises oxide manufacturing assets located in South Korea	Vital Materials Co., Limited	N/A	N/A	N/A
Announced	DiaPlus Film, Inc. (Vinyl Chloride Business)	Comprises soft vinyl chloride resin and film manufacturing assets located in Japan	HIROSHIMA KASEI, Ltd.	N/A	N/A	N/A

¹ Source(s): S&P Capital IQ, Pitchbook

Precedent Transactions Analysis (Cont.)

Transaction Activity

Recently Closed Transaction - Chemicals¹

Date Closed	Target	Target Description	Acquiring Company	Transaction Value	LTM EV/Revenue	LTM EV/EBITDA
Announced	Flint Hills Resources (Expandable Polystyrene Business)	Comprises expandable polystyrene manufacturing assets located in Peru	Balmoral Funds LLC	N/A	N/A	N/A
Announced	Mitsubishi Chemical Corporation (Acrylic Resin Business)	Comprises hair cosmetic acrylic resin manufacturing assets located in Japan	Osaka Organic Chemical Industry Ltd.	N/A	N/A	N/A
Announced	Polyplastics Co., Ltd.	Manufactures and sells various types of engineering plastics and polymers	Daicel Corporation	1,571	2.8x	N/A
Announced	NuCera Solutions	Manufactures specialty polymers	SK Capital Partners	N/A	N/A	N/A
Announced	Ashland Global Holdings Inc (Maleic Anhydride Business)	Comprises the business divisions that manufactures industrial coatings	AOC Materials, LLC	100	N/A	N/A
Sep-20	Tintas Hidracor S.A.	Manufactures and supplies paints	Tintas Iquine Ltda	25	N/A	N/A
Sep-20	100BIO INC.	Manufactures biodegradable foam	Byzen Digital Inc.	N/A	N/A	N/A
Sep-20	Avon Polymer Products Limited	Manufactures and markets rubber and polymer products	DeLaval Holding B.V.	225	3.5x	17.1x
Sep-20	Woodbridge GSK High Polymer Technology Co., Ltd.	Manufactures polyurethane foam	Woodbridge Foam Corporation	N/A	N/A	N/A
Sep-20	Cafe Brasil Industria Comercio Importacao e Exportacao LTDA	Manufactures and sells fertilizers	GEF Capital Partners, LLC	17	N/A	N/A
Sep-20	Clariant (Mexico) S.A. de C.V. (Anionic Surfactant Business)	Comprises surfactant manufacturing assets and sulfation equipment located in Mexico	Stepan Company	N/A	N/A	N/A
Sep-20	UNICAT Catalyst Technologies, Inc	Provides catalyst products	White Deer Management LLC	N/A	N/A	N/A
Sep-20	DuPont de Nemours, Inc. (Trichlorosilane Business)	Comprises trichlorosilane manufacturing assets located in the United States	Hemlock Semiconductor, L.L.C.	475	N/A	N/A
Sep-20	WinCup, Inc.	Manufactures and distributes disposable polystyrene products	A tar Capital LLC	N/A	N/A	N/A
Sep-20	Chem (Yueyang) Waterborne Additive Co., Ltd.	Manufactures eco-friendly additives	Suzhou Sunmun Technology Co., Ltd.	10	1.0x	N/A
Sep-20	Stahl Holdings B.V. (Performance Powder Coatings Business)	Comprises UV and curing coatings manufacturing assets located in the Netherlands	Akzo Nobel N.V.	N/A	N/A	N/A
Sep-20	Stahl Performance Powder Coatings	Manufactures and supplies powder coatings	Akzo Nobel Powder Coatings B.V.	N/A	N/A	N/A
Sep-20	Orrion Chemicals Orgaform	Manufactures specialty chemicals products	Crédit Agricole Régions Investissement SAS; Centre Loire Expansion SAS	N/A	N/A	N/A
Sep-20	Seller Ink Industria e Comércio de Tintas e Vernizes Ltda.	Manufactures and supplies specialty inks, paints, and coatings	Sun Chemical Corporation	N/A	N/A	N/A
Sep-20	MAST Technologies Inc	Manufactures radio frequency (RF) absorbing materials	Integrated Polymer Solutions Group	N/A	N/A	N/A
Sep-20	GW Plastics, Inc.	Provides thermoplastic and silicone contract manufacturing services	Nolato AB	230	1.1x	N/A
Aug-20	Techmould Ltd	Manufactures rubber moldings	DKL Technical Rubber Products Ltd	N/A	N/A	N/A
Aug-20	DYM Solution Co. Ltd.	Manufactures industrial chemicals	Borealis AG	N/A	N/A	N/A
Aug-20	Controlled Polymers A/S	Develops, manufactures, and supplies technical plastic products and polymers	Americhem, Inc.	32	N/A	N/A

¹ Source(s): S&P Capital IQ, Pitchbook

Precedent Transactions Analysis (Cont.)

Transaction Activity

Recently Closed Transaction - Chemicals¹

Date Closed	Target	Target Description	Acquiring Company	Transaction Value	LTM EV/Revenue	LTM EV/EBITDA
Aug-20	Rotation Dynamics Corporation	Manufactures rubber	Ace Elastomer Corporation	N/A	N/A	N/A
Aug-20	Evonik Goldschmidt UK Ltd.	Manufactures cosmetic and cleaning agents	2M Holdings Limited	N/A	N/A	N/A
Aug-20	QolorTech B.V.	Manufactures masterbatches for color and additive preparations	Chemische Fabrik Budenheim KG	N/A	N/A	N/A
Aug-20	Wilken Plastics Energy GmbH & Co. KG	Engages in the shredding, washing, and drying of recyclable plastics	Otto Graf GmbH Kunststoffherzeugnisse	N/A	N/A	N/A
Aug-20	Nyquist, Inc.	Manufactures and distributes paints	Painters Supply & Equipment Co.	N/A	N/A	N/A
Aug-20	Sinopec Shanghai Petrochemical Company	Manufactures and sells petrochemical products	BASF SE	N/A	N/A	N/A
Aug-20	MESGO S.p.A.	Manufactures and distributes compounding solutions	HEXPOL AB	47	N/A	N/A
Jul-20	Suffolk Solutions, Inc. (Caustic Soda Distribution Business)	Comprises distribution assets located in the United States	Brenntag North America, Inc.	N/A	N/A	N/A
Jul-20	Guzmán Polymers, S.L.U.	Distributes polymers	Hromatka Group Management AG	N/A	N/A	N/A
Jul-20	Fertilizantes Tocantins S.A.	Engages in the trading and distribution of fertilizers	EuroChem Group AG	230	N/A	N/A
Jul-20	Finproject S.p.A.	Manufactures custom foam injection molding products	Versalis SpA	N/A	N/A	N/A
Jul-20	Aetna Plastics Corporation	Distributes and sells industrial plastics materials	Harrington Industrial Plastics LLC	N/A	N/A	N/A
Jul-20	Techmer PM, LLC	Produces colors and additives	SK Capital Partners	N/A	N/A	N/A
Jul-20	Ashok Surfactants Private Limited	Manufactures and supplies commodity chemicals	Indo Amines Limited	N/A	N/A	N/A
Jul-20	Optics Balzers AG	Produces and supplies optical thin-film components and coatings	Materion Corporation	136	2.4x	12.0x
Jul-20	SI Group, Inc. (Global Industrial Resin and Brazilian Specialty Businesses)	Comprises industrial resin manufacturing assets located in Brazil	ASK Chemicals GmbH	N/A	N/A	N/A
Jul-20	Modenplast Medical Srl	Manufactures and distributes PVC based compounds	Benvic Europe SAS	N/A	N/A	N/A
Jul-20	Rex Materials, Inc.	Manufactures ceramic fiber and fused silica material	Unifrax I LLC	N/A	N/A	N/A
Jul-20	E-Chem, LLC	Manufactures and distributes epoxy polymer products	Meridian Adhesives Group LLC	N/A	N/A	N/A
Jul-20	Holland Chemicals	Distributes specialty chemicals and ingredients	Maroon Group, LLC	N/A	N/A	N/A
Jul-20	Sensient Imaging Technologies S.A.	Manufactures inks	Sun Chemical Corporation	N/A	N/A	N/A
Jul-20	Eurofoam GmbH	Manufactures, converts, and processes flexible polyurethane foam products	Greiner AG	N/A	N/A	N/A
Jul-20	Clariant Chemicals India Limited (Masterbatch Business)	Comprises colors and additives manufacturing assets located in India	PolyOne Polymers India Private Limited	60	1.5x	N/A
Jul-20	Clariant AG (Color & Additive Masterbatches Business)	Comprises color and additive concentrates and performance solution manufacturing assets located in Switzerland	Avient Corporation	1,481	1.2x	N/A

Summary Statistics


Mean	\$755	1.7x	10.7x
Adj. Mean ⁵	346	1.7x	10.2x
Median	161	1.5x	9.7x

¹ Source(s): S&P Capital IQ, Pitchbook
⁵ Adj. mean excludes high and low values.



About Balmoral Advisors

Recent Transactions

Select Recent Transaction - Chemicals¹



Has Sold its Manufacturing Facility and Related Assets in Crosby, TX in a Chapter 7 Bankruptcy Sale to

Acted as Financial Advisor to KMCO, LLC



Has sold its U.S. High Purity Division to



a member of the DIC group 



Acted as Financial Advisor to Cathay Industries



An Affiliated Portfolio Company of



Has Acquired



An Affiliated Portfolio Company of




Acted as Financial Advisor to Arsenal Capital Partners



An Affiliated Portfolio Company of



Has been Refinanced by






Acted as Financial Advisor to Questech Corporation

Industries Served



Building Products



Business Services



Chemicals & Materials



Food & Beverage



Industrials



Packaging

Balmoral Advisors is an independent, specialty investment bank dedicated to providing mergers & acquisitions, corporate finance, and financial restructuring advisory services for clients worldwide. We work with business owners, corporations and financial investors involving emerging growth companies, mature businesses, corporate divestitures, distressed and turnaround transactions.

We bring a powerful combination of deep experience, industry expertise, and broad market reach to every client engagement. Our senior professionals have decades of experience and collectively have advised on more than \$35 billion of transactions.

Our practice is global, but the culture of our firm reflects our Midwestern roots in terms of values, work ethic, and focus on developing long-term relationships. We evaluate each client's unique needs and develop a customized approach based on decades of experience.

The Balmoral Chemicals Team

Chris Cerimele

Managing Partner

+1 (312) 371-3527 (m)

+1 (312) 872-4740 (o)

ccerimele@balmoraladvisors.com

Bill Breen

Senior Advisor, Charleston, SC

+1 (843) 302-2462 (m)

+1 (312) 766-9890 (o)

bbreen@balmoraladvisors.com

Gary Denning

Senior Advisor, Atlanta, GA

+1 (404) 307-8295 (m)

+1 (312) 766-9890 (o)

gdenning@balmoraladvisors.com

Omar Diaz

Senior Advisor, Chicago, IL

+1 (773) 354-5369 (m)

+1 (312) 766-9890 (o)

odiaz@balmoraladvisors.com

Karen Croyle

Vice President

+1 (217) 621-3431 (m)

+1 (312) 872-4743 (o)

kcroyle@balmoraladvisors.com

Michael Palumbo

Analyst

+1 (574) 612-3251 (m)

+1 (312) 872-4739 (o)

mpalumbo@balmoraladvisors.com

Lillie Ross

Analyst

+1 (630) 744-9833 (m)

+1 (312) 872-4745 (o)

lross@balmoraladvisors.com

